

# Newsletter



**B A B A**

British Artist Blacksmiths Association

FEBRUARY 2024





# CONTENTS

UPDATES

BABA HIGHLIGHTS

NEWS & EVENTS

CLASSIFIEDS

JOBS & TRAINING

BABA NEWS



## Editors Notes

Welcome to the BABA Newsletter for February 2024. It's been a soggy start to the year with endless storms battering the doors of the workshop, Lets hope spring isn't to far away. Or we will need to start relocating our forges on to boats to avoid any more flooding.

I have a small confession to make; In my rush to get last months newsletter out, I got the year wrong in the last edition and even worse the number of years the association has been running! Dick Quinell has not only corrected the year but provided irrefutable proof of the date of BABA's conception with a very interesting article from ABANA circa 1978. (hopefully to feature in an upcoming edition of the magazine)

Moving swiftly on; it is with great pleasure that I announce the newsletter inbox got more than 1 lonely email this month! In fact, we have been inundated with emails which has made for a pleasant change. There seems to be wealth of upcoming Master-Classes, BABA Forge-ins, new competitions, and a wealth of funding opportunities for the membership. So put down your hammers and tongs grab yourself a hot coffee and a biscuit and dive into the depths of this month's newsletter....

P.s. Keep those emails and information coming.





# WHAT IS BABA & WHY JOIN?




For 45 years, BABA has developed and promoted the work of the modern artist blacksmith. BABA has united thousands of professional and amateur smiths (and interested many others) across Britain and the rest of the world in a spirit of friendship and collaboration, to learn about, enjoy and advance the extraordinary craft of creative blacksmithing.

To this end, we:

- Organise forge-ins and hold an annual conference
- Hold masterclasses, where members can get involved and ask the tricky questions
- Publish a for members magazine (usually 4 issues per annum) and the monthly newsletter
- The Members website, With member galleries and useful resources
- Offer a competitive discounted forge insurance scheme
- Organise the production of large public sculptures to display the talents of the members
- Organise talks from leading experts from around the globe
- Organise gallery Exhibitions, Competitions, meet-ups, digital events and much much more

For full details and to become a member go to: <http://www.baba.org.uk/>





# Guest Editor: Paths into Art and Craft *continued*

*\*Eurythmy – <http://www.eurythmy.org.uk/> More than just 'Dance', Eurythmy is an expressive movement art originated by Rudolf Steiner in conjunction with Marie von Sivers in the early 20th century. Primarily a performance art, it is also used in education, especially in Waldorf schools, and as a movement therapy.*

*<http://www.steinerwaldorf.org.uk/whatissteinereducation.html>  
Steiner schools are always co-educational, fully comprehensive and take pupils from three to ideally eighteen. They welcome children of all abilities from all faiths and backgrounds.*

*The priority of the Steiner ethos is to provide an unhurried and creative learning environment where children can find the joy in learning and experience the richness of childhood rather than early specialisation or academic hot-housing. The curriculum itself is a flexible set of pedagogical guidelines, founded on Steiner's principles that take account of the whole child. It gives equal attention to the physical, emotional, intellectual, cultural and spiritual needs of each pupil and is designed to work in harmony with the different phases of the child's development. The core subjects of the curriculum are taught in thematic blocks and all lessons include a balance of artistic, practical and intellectual content. Whole class, mixed ability teaching is the norm.*

*<http://www.michaelhall.co.uk/> Michael Hall website*

*<http://www.youtube.com/watch?v=o1j3Shs1eig> – a video about Michael Hall*

*[http://en.wikipedia.org/wiki/Personal,\\_Social\\_and\\_Health\\_Education](http://en.wikipedia.org/wiki/Personal,_Social_and_Health_Education)*


*<http://www.pshe-association.org.uk/>*

**Editor**

public sculpture (given that many of them hadn't even held a hammer or a piece of copper before). We had the Autumn term (about 12 weeks) to achieve this.

On the plus side, the 14/15 year old children were for the most part highly motivated, knowing that all the work would be documented for their GCSE coursework, as well as the actual physical discs being part of a long-standing piece of sculpture.

After a short introductory talk about my own work, an explanation of the project brief and a slideshow of some of the techniques the pupils could use to help them realise their designs (folding, texturing, layering, relief forming), they were all given an Olympic sport and asked to design three discs (15cm, 18cm and 24cm) to illustrate this sport. They then had about three weeks to develop their ideas (under the guidance of their art teacher) with me popping back just to check that they were on course and to persuade them to simplify their ambitious sketches into workable designs. Their sketchbook work was stunning (see illustration below) and it was obvious they took great pride in beautiful pages of accurate drawings and research collage pages about their given sport.



## Olympic Globe

### My Art Residency at Portsmouth Grammar School

I was asked to consider a residency at Portsmouth Grammar School for the Autumn term 2011 by the Head of Art. This involved working with thirty-four Year 10 art students (in their first year of studying for their GCSEs) to create a piece of sculpture for the school grounds. It was decided that being so close to the Olympics, this was an appropriate theme, and (after approval from headmaster, groundsman, etc.) the best location would be the school playing fields. I decided to stick to a known "globe" template that I have used often in my own work and devised that the pupils could each make three individual copper/aluminium discs which could be attached to a 1000mm diameter global steel frame.

The residency itself was a bit different from the norm, in that although I had a space in the art department, mainly for showcase purposes, it was soon clear that all the facilities needed were technology-related, so the tech department, located down a floor and across an alleyway, gave me a base and use of their tools.

From the beginning of the project it was the logistics that needed the most grappling with - how to ensure that 34 pupils all got something of a worthwhile experience, and produced a piece of high quality copperwork suitable for inclusion in a

Finally we were ready to start making. For this part they were in three class groups of about twelve, on three different days, and within these groups I staggered their arrival into the DT department four at a time so I could get one group started and able to work independently before the next group arrived. I had brought a lot of my own hammers, swage block and even a small anvil, and the pupils could use the design department's gas forge for annealing their discs in between forming. The process was helped enormously by making sure the students made the elements of their design in cardboard first, so we could talk through any potential problems as they arose.

The whole making process went fairly smoothly and it was a bonus that as some students got the hang of a technique, they could show others. I tried to demonstrate to several students at once but because all the discs were so individual this was only possible 50% of the time. Health and Safety issues were covered by the school, but there seems to be a lot of blonde hair around these days which was in constant need of taming, goggles don't look glamorous, it's always a struggle to find a matching pair of work gloves in the box, and of course tongs stay hot a long time after they come out of the forge; but we got through unscathed, and with a lot of patience from the Design Department's technicians there were no major incidents.

As the term reached its end it was clear that more time was needed, and we fortunately were able to continue into the



Spring term. It was a struggle to get all the pupils to produce three discs, for different reasons: because they had more complex designs; a lot of one less-than-exciting technique like filing which slowed them down; or just hadn't been able to make all the sessions due to illness or music lessons; etc...

The next part of the project was really up to me - to fix all the discs onto the globe, which had meanwhile been shotblasted and powder-coated. This took longer than I had anticipated, like some giant puzzle, but made easier by moving the whole project back to my own workshop where I could concentrate better and give the Design Department back their room, free of heavy metal clutter.

At the end of May 2012 we sited the globe on a brick plinth on the school's playing fields (subsequently, the "look" of it has been softened by some effective planting). The grand opening was on the 20th September.

The main things I learned from doing this residency were:

- that the communication between school departments can greatly increase the quality of the students' experience; in

this case the relationship between designing and making. Stereotypical views which seem to linger of "boys good at tech, girls at art" could be safely blown away, meaning they all learned from each other.

- why school projects may not be as creative as parents would like. Even in a large successful school there are enormous timetable, material and safety restrictions. This is why I feel visiting artists and residencies are essential to help everyone think out of the box occasionally.
- that students in their GCSE years have an enormous amount of coursework to complete, and they are juggling several subjects. Sometimes it was frustrating to see how the globe project quickly became 'just another project' they needed to finish to feed into their coursework, and to meet the deadline for me to create the sculpture with their discs. It would be great to work with a school on a purely process-based project where the techniques and processes could be more fully explored and the residency experience could purely be enjoyed for what it was.

*The Portsmouth Grammar School Olympic Globe*



*The discs temporarily pegged to the framework*



*Wrestling with the giant jigsaw puzzle*



*Bobsleigh disc*



*Ice hockey disc*



*Downhill skiing disc*



# BLACKSMITHING EVENTS:

## Upcoming Events

Bronze & Stainless Workshop 16th & 23rd March  
Collect (Qest Exhibition) 1st-3rd March  
Spring forge-in at Phoenix Forge - April 6-7th  
North Somerset Show 1st May  
Internationaal Smeedevent 17th-19th May  
Devon County Show 18th-20th May  
DC Blacksmiths Forge-In 31st-2nd June  
50th Anniversary ABANA Conference 6-9th June  
Royal Cornwall Show 8-10th June

## Things to look forwards to...

Royal Three Counties Show 16th -18th June  
Royal Highland Show 22nd -25th June  
Royal Norfolk Show 28th -29th June  
Great Yorkshire Show 11th -14th July  
New Forest Show 25th-27th July  
Edenbridge & Oxted Show 27th-28th August  
Dorset County Show 7th-8th September  
Newbury Show 16th-17th September  
BABA AGM and Conference September 2024

If you know of an event taking place  
email the details to;

[Newsletter@baba.org.uk](mailto:Newsletter@baba.org.uk)







# Bronze & Stainless Workshop

## Peter Crownshaw & Andrew Findlay

16<sup>th</sup> & 23<sup>rd</sup> March 2024



*The BABA Membership has an exciting opportunity to absorb years of expertise from two renowned artist blacksmiths with the workings of Stainless Steel and Bronze. This event will be hosted at Peter Crownshaw's Forge at St Michaels Nr Tenbury Wells, Worcestershire, WR15 8TG*

*Peter Crownshaw (Stainless) & Andrew Findlay (Bronze) have kindly offered to relay their knowledge as part of a BABA events one day workshop. Organised by the BABA Council for BABA members, this is a rare opportunity to work at the anvil learning the intricacies of forging stainless steel and bronze from these two eminent master smiths. Truly an experience not to be missed!*

*Limited tickets are available, with **10 participants on the 16th March 2024**, and a **further 10 participants on the 23rd March 2024**. Tickets are available on the BABA website from the **1<sup>st</sup> February** and the event is open to **BABA members** only.*

*For those wanting to make the most of the trip and in need of accommodation, this can be booked at Peter's daughters pub just a 10-minute walk from the forge. There are 10 rooms available at The Fountain Inn, Oldwood Road, Oldwood, Tenbury Wells, Worcestershire WR15 8TG. Tel no. 01584 810701. Email: [thefountainoldwood.co.uk](mailto:thefountainoldwood.co.uk)*

*There will also be many a B&B in the area, just a google search away.*

### ***Useful directions for the Forge:***

*When you get to St. Michaels, take the road opposite St. Michaels church go approximately 150 yards, you will see a red phone box, take the drive at the side of phone box, avoiding potholes if you can! we are at the end of drive.*





# Bronze & Stainless Workshop

## Peter Crownshaw & Andrew Findlay

### 16<sup>th</sup> & 23<sup>rd</sup> March 2024



*The chosen dates for this event coincide with 'Ferrous Festival of Artist Blacksmithing' being held in nearby Hereford. Organised by Hereford College of Art with a rich programme of exhibitions and events held in the City of Hereford from 15th - 24th March 2024*

***The day will include:***

**9.30am-5.30pm (16<sup>th</sup> March 2024)**

**\*9.30am-12.30pm (Bronze)** Introduction to material, how it is forged, structural qualities, material precautions, optimum heats required, joining processes, finishing and general hints and tips.

**\*12.30pm-1.30pm Lunch**

**\*1.30pm-4.30pm (Stainless Steel)** Introduction to material, how it is forged, structural qualities, material precautions, optimum heats required, joining processes, finishing and general hints and tips. The process of passivating and electropolishing of stainless steel will be explained.

**\*4.30pm-5.30pm** A chance for participants to have a go and get a feel for forging both materials, including informal Q&A session.

**Tea & Coffee will be provided also.**

**9.30am-5.30pm (23<sup>rd</sup> March 2024)**

**\*9.30am-12.30pm (Bronze)** Introduction to material, how it is forged, structural qualities, material precautions, optimum heats required, joining processes, finishing and general hints and tips.

**\*12.30pm-1.00pm Lunch**

**\*1.00pm-1.30pm** Talk from a Columbia metals representative.

**\*1.30pm-4.30pm (Stainless Steel)** Introduction to material, how it is forged, structural qualities, material precautions, optimum heats required, joining processes, finishing and general hints and tips. The process of passivating and electropolishing of stainless steel will be explained.

**\*4.30pm-5.30pm** A chance for participants to have a go and get a feel for forging both materials, including informal Q&A session.

**Tea & Coffee will be provided also.**

**Tickets are £60** per head per day, this includes stainless steel and bronze for you forge and take home with you.






# Bronze & Stainless Workshop

Peter Crownshaw & Andrew Findlay

16<sup>th</sup> & 23<sup>rd</sup> March 2024



Please bring along a few hand tools for forging, along with a notepad and pen.







## **5 day chasing course in Dronfield, Sheffield.**

Dates: March 26-30th

Time: 9am-5:30pm

Location: Unit 2 north house, Callywhite lane, Dronfield, S18 2XR

Costs: £850.00

Sign up at: <https://www.tickettailor.com/events/timothy puddephatt/1124500?>

Sign ups are now live and seating is limited!

If you have any questions or concerns about the course you may contact:

Our host: Timothy Puddephatt at [thefootofiron@gmail.com](mailto:thefootofiron@gmail.com)

Or Douglas Pryor at : [Pryorcreationsllc@gmail.com](mailto:Pryorcreationsllc@gmail.com)

All tooling and materials for the course will be provided.

The pitch pots will be available for purchase through pre-order with our host.

Please let Timothy know if you are interested!



## Workshop Description:

If you are new to Chasing it is a style of relief work in sheet metal that can be applied to almost anything. From tea pots to battle armour it has been used to create sculptural narrative in metal throughout human history.

For me the art of chasing is a beautiful fusion between illustration and sculpture. The ability to transform any drawing into a three dimensional form is one of the most exciting and challenging aspects of relief work.

What you can expect from this course:

We'll be focusing on building a knowledge base of different chasing techniques, material control, pitch management, and how to use illustration and design to compliment low to high relief work in sheet metal.

Participants can expect to work on up to two projects in 18ga (approx 1mm) copper. The first project is usually a structured follow along design matched to the individual's skill level. If there is time the following projects will be assigned on an individual basis to best complement their growth and interests.

If participants have already taken one of my workshops or completed one of my warm up projects before and are comfortable with tackling something more challenging then they may start a more complicated project immediately.

You may be expected to draw:

It is not a prerequisite as there are many projects that can be traced but drawing is highly encouraged. As sheet metal is shaped it distorts and changes in volume requiring the maker to redraw elements of the design by hand. Certain intermediate to advanced designs can only be made this way, but not to worry if drawing is a newer skill set as we have many available projects that only require tracing.

Bringing a sketchbook or notebook is encouraged.

You may be expected to sculpt in clay:

If your interest is to accomplish your own design in class my prerequisite for that is you must be able to draw your design. You can have this done in advance if you'd like.

In class we will discuss and plan a depth guide for your design with more drawings and a proof sculpture to act as a guide. This method of planning I'll be teaching is a great practice and an important skill for deeper relief work. Plus it's a lot of fun to do which is always ideal.

As mentioned, tooling and materials will be provided for the duration of the course. If you have some of your own tooling you are of course welcome to bring what you are comfortable with.

You are most welcome to bring your own safety gear such as ear and eye protection to make yourself more comfortable as well.

This style of work can happen at any scale so bringing an optivisor or other optical magnification could also be a good idea but is not a must. Though if you think you may struggle with working small the magnification is very helpful.

Class will run from 9am to 5:30pm with a one hour lunch break at 12:30pm.

Participants can be expected to swing a hammer for 7-8 hours a day, the hammers are not very heavy but it should be kept in mind that it is very physical work.

All skill levels welcome!

This has only been made possible by our gracious host Timothy Puddephatt and by your enthusiastic interest and support!

Thank you and stay in touch!

-Douglas "



# ***SPRING FORGE-IN*** *April 6<sup>th</sup>-7<sup>th</sup> 2024 at* ***PHOENIX FORGE***



*2 Days of fun filled forging, on the farm, with some friendly competitions. Homegrown meat for the bbq, On site camping. Bring some hand tools, beer and a donation towards dinner.*

*Forging theme: Spring Time*

***RSVP IF YOU PLAN TO VISIT***  
***INFO@PHOENIXFORGE.CO.UK***

***Workshop Address:***  
***Mile End Farm, Trevaughamn, Carmarthen, SA313QL***





## **Heritage Ironwork Seminar**

**Thursday 25<sup>th</sup> April 2024 9:30am-4:00pm**

***The Gallery, Alan Baxter Associates, London EC1M 6EL***

### ***'Writing Specifications for Heritage Ironwork'***



A day of practical guidance which will lead you through the process of writing specifications for repairs to historic ironwork. This training event will unpick the sometimes daunting task of specifying methods and materials that are suitable for historic structures, helping you to produce unambiguous statements that address actual repair needs.

By the end of the day, with the additional support of our recently published booklet, you will be in a stronger position to create a specification document that is accurate, meaningful and fit for purpose. This training day will also assist those who need to read, understand and carry out the content of specification documents.

Topics covered include:

- Choosing a method of repair
- Historical significance & cultural context
- Purpose of works
- Environment, Timing and Budget

#### ***Aim of the day***

To celebrate the launch of our latest guidance booklet on the subject of *Writing Specifications*, we are holding a training day on the subject with the aim of establishing & disseminating good practice in the procurement process for historic ironwork.

#### ***Who is it for?***

All levels of experience and background are welcome. This day will be of interest to architects, surveyors, blacksmiths, contractors, local authorities, commissioners and owners of ironwork - anyone who wants to gain a better understanding of the ironwork in their care.

***Ticket Prices: from £40-£100 including lunch & refreshments***

***Booking at: <https://nhig.org.uk/events/event/>***



# KNIFE

## SOLINGEN 2024

### DIE KLINGENMESSE

11. MAI: 10 – 18 Uhr

12. MAI: 10 – 16 Uhr

#### Verkaufsmesse für:

Handgefertigte Einzelstücke

Hochklassige Serienmesser

Material und Werkzeug

Mit umfangreichem Begleitprogramm

**Ort:** Theater und Konzerthaus Solingen

[www.knife-solingen.de](http://www.knife-solingen.de)

Bild: Richard Kappeller, Gewinner KNIFE Award 2023



IVSH  
Industrieverband Schneid-  
und Haushaltswaren



STADTMARKETING  
Klingenstadt Solingen



DEUTSCHES  
KLINGEN  
MUSEUM  
SOLINGEN





# DC BLACKSMITHS FORGE-IN



## About

We welcome you to join us for forging / beer filled weekend at DcBlacksmiths with David + Jake Cooper.

With lots on there will be Hog Roasts on the Saturday night with live entertainment so bring your dancing shoes! + pizza Van available on Friday night pizza ranging from £10-£14.

Also would be brilliant if people can bring something for the Saturday dinner table.

People welcome from 12 Noon on Friday and ask if people can be off premisses by no later then Noon on Sunday.

A live forging competition will be held through out the weekend with Themes to be decided, along with a selection of fun competitive games to take place.

Camper van / car parking will be made available along with plenty of camping space so bring your tents + sleeping bags. There will also be a Bunk house so bring a mat.

Please can everyone who is interested in coming along RSVP to my self Jake Cooper at [jdcblacksmith@gmail.com](mailto:jdcblacksmith@gmail.com).

- Arrival from 12 Noon Friday - 12 Noon Sunday
- Hog roast and live music in evening
- Bring your own booze and food for table please
- Camper van and camping available
- Competitions and themes TBD
- Bunk house space available (Wooden floor Outbuilding)

**When:** 31st May - 2nd June

**Where:** Hill House Forge, Main St, Burton Agnes, YO25 4NG

Jake - 07895777614

David - 07932111836



**Call for Teams:**

**International Forging Competition**

Sign up your team to compete for cash prizes totaling \$2,000.

**Call for Entries:**

**The Ring Project**

Blacksmiths from around the world are invited to submit a forged ring for a public art project.

**Call for Entries:**

**Gallery of Ironwork**

Metal artists are invited to show their work in our gallery space during the event.

Visit [abana.org/50thanniversary](http://abana.org/50thanniversary) for details and registration.



# ABANA

## 50th Anniversary Celebration & Conference

**June 6-9, 2024**  
**Johnstown, Pennsylvania**  
**USA**



### The event will feature:

- Renowned Demonstrators
- International Forging Competition
- Engaging Lectures
- Gallery Exhibition of Ironwork
- Auction
- Iron-in-the-Hat Raffle
- Tailgating & Vendors
- Craft Classes
- Big Tool Raffle
- Children's Activities
- Food and Festivities
- and much more!





# Save the date!!

**BABA AGM & Conference  
20th - 22nd Sept 2024**

**the venue**

**Rural Crafts Centre,  
Herefordshire and Ludlow College  
Holme Lacy, Hereford, HR2 6LL**

**Demonstrations and presentations by**

**? ? ? ? ? ? ? ?**

**watch this space!!**

**look out for further information in the monthly  
newsletter and the Artist Blacksmith magazine**





# CLASSIFIEDS: Toys for the toy shop...



Toby Forbes Gower:

The widest range of Blacksmithing tools at sensible prices:

<http://www.tfg-design-in-metal.com/shop>





The National School  
of Blacksmithing



national\_school\_  
blacksmithing



NATIONAL.SCHOOL.BLACKSMITHING

## Why choose us?

The National School of Blacksmithing is the longest established blacksmithing college in the country. You will have the opportunity to learn the craft of blacksmithing and build your practical skills in our world leading workshop facilities, under the guidance of an experienced team of lecturers from a variety of industry specialisations.

### Courses we provide:

- BTEC Level 2 Diploma Blacksmithing
- BTEC Level 3 Diploma Blacksmithing
- BA (Hons) Artist Blacksmithing
- Level 2 Welding Apprenticeship
- Level 3 Blacksmithing Apprenticeship
- Level 3 Farriery Apprenticeship
- Short Courses


### Popular modules:

- Understanding and Using Forging Techniques for Blacksmithing and Metalworking
- Blacksmithing and Construction Skills
- Large Scale Design and Make
- Repoussé, Restoration and Conservation
- Metallurgy and Heat Treatment
- Forging Processes
- Welding and Thermal Cutting Processes
- Freehand and Technical Drawing



Holme Lacy  
College

Holme Lacy, Hereford, HR2 6LL





## clever tools for blacksmiths

...not missed until today?

There are a number of little helpers that make forging easier and more efficient. Even a traditional craft can be optimised...



ANGELE TECHNIK oHG  
88416 Ochsenhausen Germany  
[www.angele-shop.com](http://www.angele-shop.com)



### Holdfast

This tool is perfect for fast clamping different workpieces directly onto the anvil. Only a simple hammer is needed to attach or detach the clamp. The size of the tool is suitable for different anvils and the shaft clamps securely in the square or round holes.



### Guillotine

This helper allows various jobs if you are working alone. Finishing, settling, punching and much more.

Flexibel handling due to the bevelled C-Frame design. With fast and easy tool change, suitable for different tool dimensions. Fixation on the square hole of the anvil or for mounting on the workbench.



### Adjustable spanner

The adjustable spanner is a perfect universal bending bar. The handle can be extended with a piece of pipe. This enables more power transmission. Hint: You can clamp a raw material with the same cross-section as the twisted material on one mouth-side. This allows working with a larger lever without damaging the adjustable spanner.

Due to import regulations, we can only deliver from a minimum order value of 150€.





# **2X72.CO.UK** **BLADESMITH SUPPLIES**



**BELT GRINDERS, ABRASIVE BELTS,  
HAMMERS, TONGS & FIXINGS  
WE'VE GOT THE LOT**



**WWW.2X72.CO.UK**



# CLASSIFIEDS:



## Victory Tools Power Hammer Sales and Hire

Power Hammer prices from £4295 plus vat.

Being a blacksmith for many years and having to weld a mile to buy my first Massey, I fully understand the hardships of buying your first power hammer. With this in mind, I have decided to hire out our new Anyang ST power hammers to help you complete your job with the option to deduct the hire charge from the full price if purchased.

For more information about our new Anyang ST power hammers, any of our second hand power hammers or forge force induction heaters, please contact us on 01362687116 or email us at [nigelbarnett@artist-blacksmith.co.uk](mailto:nigelbarnett@artist-blacksmith.co.uk)

<http://www.artist-blacksmith.co.uk/>



## Power Hammer for Sale



Ross Rigby 2cwt one piece hammer

3 phase

Built in 1951

In good working order and, as still wired in, can be seen in operation. While old this is of solid construction made in an era when things were built to last. Unlike modern hammers this is a one piece hammer, which means installation is super easy. It simply bolts to workshop floor without the need for any special foundation saving both time and money.

Offers over £ 6,500

Located in North Yorkshire, just outside Thirsk, YO7 2BJ

If you're interested, then do get in touch by contacting

Chris Topp 07773 368 643 / christoppironwork@gmail.com

Please do forward to anyone you think will be interested



# JOBS, TRAINING & OPPORTUNITIES

## Work Experience & New opportunities

If you are looking for a new job, or looking for some vital work experience why not send in a few words about yourself and experience and the part of the UK that you are looking to work in and we will include it here for you.

I know a few of the more established players will be looking for some extra help in the new year on those upcoming projects in the pipeline so feel free to get in touch via email and send me those job adverts. You can also check out the BABA directory for a full list of Blacksmiths offering “Work Experience”

Looking for help in the forge? why not send in the details the newsletter is now reaching a much wider audience of talented smiths who might be just the person you were looking for to join the team.





# NEW METALWORKING TENANCY

Flameworks is excited to open applications for a new artist in our metalworking community.

Suitable applicants will be active craftspeople or graduates, preferably with the capacity to offer teaching classes.

Studio W10 measures 12.5ft x 18.5ft and costs £233.00 monthly.

It is on the ground floor with rolling door access through the communal forge.

It includes a fixed metal bench, and metal storage cupboard with shelving and has both natural and interior lighting.

Studio Tenancy Includes:

- Access to our unique communal forge
- Ability to carry out paid teaching classes through the Flameworks website (requires DAB check and includes admin fees).
- Taking part in Flameworks events
- 24-hour secure access
- Profile and photography on the Flameworks website.

To apply, please email the following to [hello@flameworks.org](mailto:hello@flameworks.org):

- a description of your practice
- a copy of your current CV
- a link to your website/social media
- photos of your recent work

Available from 5 May 2023

**AVAILABLE FROM 5 MAY 2023**



# CALLING ALL HOBBYISTS WITH A PASSION FOR MAKING, CREATING AND TINKERING!

Do you have an impressive hobby project that you'd love to show off? Have a problematic project that needs expert advice? Or do you want to take your crafting skills to another level?

Whether it's a toy train or full sized plane, a lovingly restored vintage motorbike, puppets, woodcutters, upholsterers, glass makers, automatons and any home made invention; no matter how big or small we'd love to either help you perfect your project or show off your unique creation!

## Our Travelling Toolshed is here to help!

Get in touch with your **name**, **contact** information and **details** about your project:

[castingtoolshed@hungrybear.tv](mailto:castingtoolshed@hungrybear.tv)



## The Art Workers' Guild

is launching a new year-long programme called Creative Connections. The programme will create a space for creative people, who are beginning to establish themselves professionally, to meet and connect with Guild members, build supportive networks with each other and develop their professional practice.

The programme will include hands-on workshops, talks, discussions and social events - all opportunities to connect with other creative people to share insights and ideas, encourage each other and navigate the challenges of sustaining a career.

<https://www.artworkersguild.org/what-we-do/creative-connections/apply/>





# SUPPORTING EXCELLENCE IN BRITISH CRAFTSMANSHIP



## New Scholars & Apprentices Announced

We are delighted to announce 27 new craftspeople have recently been awarded QEST funding to further their training and education, with the total awarded this round reaching nearly £300,000.

The 22 Scholars and 5 Apprentices include makers working in textile conservation, stained glass, bee farming, stone carving, millinery and more, across the length and breadth of the UK.

Click below to learn more about the makers and their exciting plans for their QEST training.

See all new Scholars & Apprentices

<https://rwha-mail.co.uk/CLZ-880OE-2FYCCF-5654HD-1/c.aspx>

## Three new bursaries at Cockpit Arts

The Cockpit Arts Society Bursary is for professional craftspeople using traditional craft skills, including those that are at risk of dying out. The Rosalind Stracey Ceramic Award is for a ceramicist who has a strong desire to experiment and take risks with their practice. The Needlemakers' Award is an award for a maker who uses needles in the course of their work. The bursaries includes subsidy towards one year of business support and studio space.

<https://cockpitstudios.org/awards/arts-society-award-at-cockpit/>







# QEST FUNDING ROUND NOW OPEN!

**Applications close  
12 February**

## QEST Events:

Craft Festival Bovey Tracey (<https://rwha-mail.co.uk/CLZ-8I8IB-2FYCCF-5CPZK6-1/c.aspx>)@ Mill Marsh Park,  
Devon  
Friday 7 to Sunday 9 June

Festival of Making (<https://rwha-mail.co.uk/CLZ-8I8IB-2FYCCF-5CPZK7-1/c.aspx>)@ Blackburn  
Saturday 6 to Sunday 7 July

'Fold' @Hub (<https://rwha-mail.co.uk/CLZ-8I8IB-2FYCCF-5CPZK8-1/c.aspx>), Sleaford  
20 July to November

Great Northern Contemporary Craft Fair (<https://rwha-mail.co.uk/CLZ-8I8IB-2FYCCF-5CPZK9-1/c.aspx>)@ Victoria  
Baths, Manchester  
Thursday 17 to Sunday 20 October



# the CHURCHILL fellowship



We will fund you to spend up to two months discovering new ideas and best practice among leading practitioners anywhere in the world. You can do this in person or online. Then we will help you to write up your ideas as a Report published on our website, to share your insights with your community or sector, and to turn your ideas into action in the UK.

The initial grant covers all expenses for your research phase, including all travel costs. If needed, it also covers interpreters and travel assistants.

The topic you explore is defined by you. It must meet our eligibility criteria, which include offering a practical benefit to UK society. Success will be assessed within your own terms, and may be local or national.

The success of your application for a Fellowship is not affected by your qualifications, background or age. We ask only that you are a UK resident citizen aged 18 or over. We are looking for people with the potential to inspire change.

The support we offer extends beyond the initial grant:

- We offer advice and assistance with planning your research and travels, writing up your findings, sharing your knowledge and implementing your ideas.

- We promote your ideas and activities on our website and social media channels.

- We plug you in to our online Fellows' networks which offer local and thematic contacts and collaborations.

- We offer post-research grants for your knowledge-sharing and events.

- We maintain contact for as long as you like, and include all Fellows within our community.

Many Fellows start their projects at a local level, in their workplace or locality, and then grow its influence, perhaps to regional or sector level. Some find themselves affecting national levels of policy or services. Almost all say that the Fellowship took them to places and levels they had not expected. In a recent survey, 100% of Fellows said they would recommend a Fellowship to others.

Crucial to this process is the personal and professional growth that comes from a Fellowship. You have an opportunity to take time out of normal life, for learning and thinking. You will be learning in a topic you care about, from leading practitioners you have chosen, anywhere in the world. You will have the status of being a Churchill Fellow, which opens doors overseas and at home. Many Fellows tell us that their ideas were not taken seriously until they became a Fellow, when their voice was fully heard.

Fellows report that these effects are long-lasting. Our survey showed that – as a result of their Fellowship – 77% of Fellows remain globally connected, 61% are leaders in their sector and 77% feel they are more fulfilled professionally. Some 88% said it was a life-changing experience.

You can read about the impact that Fellows make here, and about the impact on a Fellow's own life here:

<https://www.churchillfellowship.org/>





# Bòrd na Gàidhlig

This scheme is currently open until 3pm on Tuesday 20 February 2024.

Information about projects that received support from 2018/19 onwards can be found via GrantNav.

Colmcille is a partnership between Foras na Gaeilge in Ireland and Bòrd na Gàidhlig in Scotland. It fosters communication and collaboration between the language communities of Scottish and Irish Gaelic.

Funding is available to help support projects which will bring Gaelic and Irish speakers together, and also for Gaelic speakers looking to undertake an Irish course.

This year's scheme will particularly look to support projects which:

- Promote the use of Gaelic or Irish through the arts
- Use heritage to bring Gaelic/Irish communities together and promote the status of the languages
- Bring young speakers of Gaelic and Irish together through events and school projects/trips
- Promote communication and sharing of knowledge and best practice among Gaelic and Irish speakers

Guidelines for Applicants and an Application Form can be found below, for either projects or Irish course support. If you have any questions please email [tabhartas@gaidhlig.scot](mailto:tabhartas@gaidhlig.scot).



## The Tonypandy Cup a short history



Many of us will be aware of the Tonypandy Cup, an award that sits at the pinnacle of the Worshipful company of Blacksmiths awards scheme, but are unaware of its origin.

In 1998, Past Prime Warden Lt Col Delwyn Dennis, presented the Tonypandy Cup to the Company. It was given in memory of Lord Tonypandy (George Thomas, Former Speaker of the House of Commons) who was an Honorary Member of the Court of the Worshipful Company of Blacksmiths. The Cup may be awarded annually for a piece which is considered to be an outstanding example of the skill of a blacksmith or blacksmiths.

### Tonypandy Award Call for Entries - 2024 Award

The Tonypandy may be awarded annually for a piece which is considered to be an outstanding example of the skill of a blacksmith or blacksmiths.

The Company welcomes suggestions from any source for work, which meets the criteria of “outstanding”.

A special panel assesses the nominated pieces. We would welcome applications from British blacksmiths.

All work should be in the UK or Northern Ireland. Work should preferably be accessible to the general public.

Modern and traditional techniques are equally acceptable. Work in any metal and heat process and style is acceptable. The age of the piece should not exceed five years from completion.

Nominations incorporating as much information as possible on the submission should be sent to the Chair of the Tonypandy Committee (details below) along with a digital portfolio of past commissions.


The initial assessment will be by looking at good, high quality digital photos that show the piece overall and in detail, as the committee will be meeting online. All shortlisted submissions will still be visited and assessed on site.

Please email using WeTransfer to the email address below, or by posting a memory stick to:- [tonypandyaward@icloud.com](mailto:tonypandyaward@icloud.com)

Steve Rook Two Ravens Forge, Unit 1 Dunmore Street, Balfon, Glasgow G63 0TU

If you have any questions please contact me on: 07908 544776.

The application deadline for the 2024 award is 31st December 2023





# ASSOCIATION NEWS & MINUTES



## BABA DEVELOPMENT FUND

The BABA Development Fund is specifically for seed-funding events and projects such as masterclasses, in the form of an interest-free loan administered by the Council. Candidates should submit a written application outlining why funding is required, and how much is needed, together with a proposal as to how and when the loan will be repaid. Applications will be considered by the Council. For enquiries/applications regarding the Development Fund please contact the BABA Secretary,

Steve Rook; [secretary@baba.org.uk](mailto:secretary@baba.org.uk)

## BABA Event Fund

If you are planning on hosting a in person forging event, big or small there are funds available to help with the cost of hosting the event. For further information get in touch with Tony:

[Tresurer@baba.org.uk](mailto:Tresurer@baba.org.uk)

## BABA Minutes

Due to the recent change in the newsletter and how it is now published to the general public as a means of promoting the association, what we do and who we are. The Minutes from council meetings and the AGM will be sent out directly to the membership via Mail-Chimp to your registered email address. If you haven't received a copy of the Newsletter, Magazine, or Minutes remember to update your contact details on the membership page of the website.

[NEWSLETTER@BABA.ORG.UK](mailto:NEWSLETTER@BABA.ORG.UK)



## WHETHER YOU ARE A PROFESSIONAL OR AN AMATEUR WE WOULD LOVE TO SEE IMAGES OF YOUR WORK

You have several options:

**Single images** with a title/caption for 'gallery' pages are most welcome at any time.

### **Gallery**

A collection of 3 to 6 images of pieces by one artist. Please limit text to 100 to 150 words maximum. A very brief description or something about the inspiration or the artist's philosophy. A small insight.

### **Commission**

Similar to the above, but relating to one specific commission. The finished piece, some detail shots, or perhaps some images that clearly show aspects of the making. Again, with just a very brief outline of the commission.

- 1) Please send images at as high a resolution as possible.
- 2) Please give a title or caption for each image.
- 3) If you did not take any given photograph yourself, please give the name of the photographer so they can be credited.
- 4) Please ensure that the images are not blurred and try to avoid confusing backgrounds
- 5) WeTransfer <https://wetransfer.com/> is quick and easy to use. Dropbox, GoogleDrive or similar works too

Send images and text to Henry Pomfret: [artistblacksmith@baba.org.uk](mailto:artistblacksmith@baba.org.uk)



BABA members can advertise second hand tools and gadgets for free in the newsletter

Businesses & non-members can advertise from just £10/month to sell their wares, so if you have some tools going rusty in the corner of the workshop or the hottest must have contraption; send me a photo and your contact info and we will spread the word far and wide.

**[Newsletter@baba.org.uk](mailto:Newsletter@baba.org.uk)**